



MONTHLY MEMBERSHIP PROGRESS REPORT

District 25 G

Results as of: 08/31/2017

GMT: STEVE ANTON

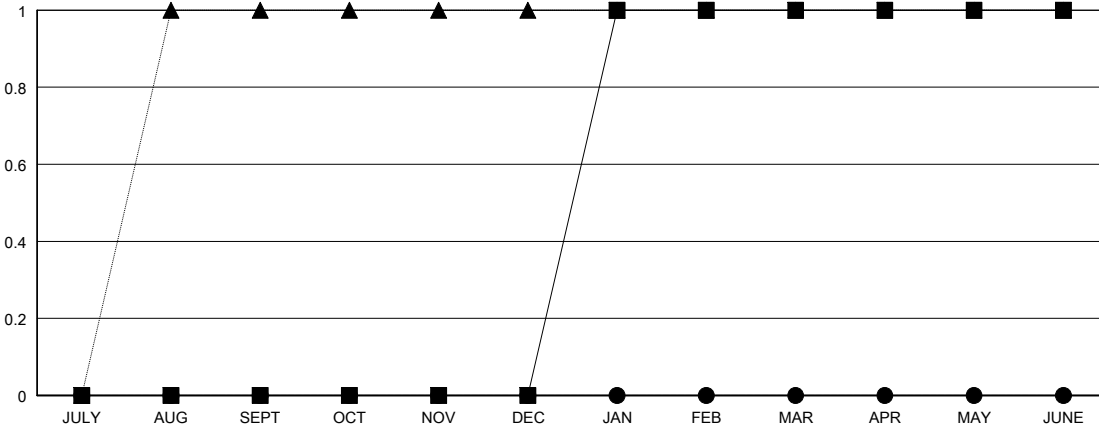
LOCATION INDIANA

GMT CA

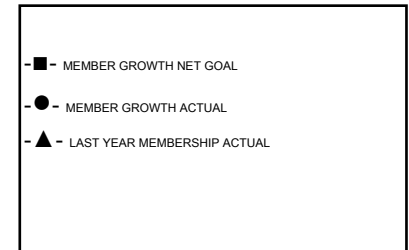
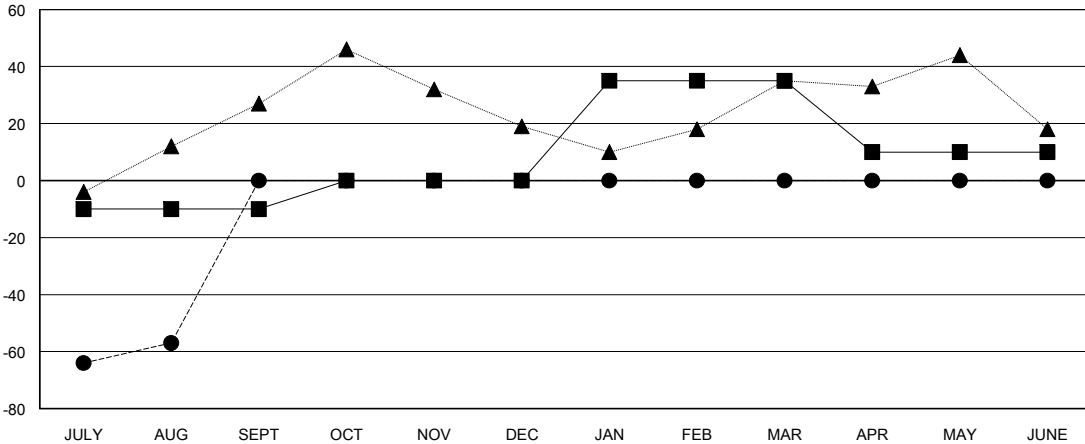
Clubs			
RESULTS FOR 2017-2018			
QUARTER	NEW CLUB GOAL	NEW CLUBS	DROPPED CLUBS
JULY/AUG/SEPT	0	0	0
OCT/NOV/DEC	0	0	0
JAN/FEB/MAR	1	0	0
APR/MAY/JUNE	0	0	0

Members			
RESULTS FOR 2017-2018			
QUARTER	MEMBER GROWTH NET GOAL	MEMBER GROWTH ACTUAL	DROPPED MEMBERS ACTUAL (including transfers)
JULY/AUG/SEPT	-10	17	74
OCT/NOV/DEC	10	0	0
JAN/FEB/MAR	35	0	0
APR/MAY/JUNE	-25	0	0

GOALS AND ACTUAL NEW CLUBS CUMULATIVE



GOALS AND ACTUAL MEMBERS CUMULATIVE



DROPPED CLUBS: 0	14 CLUBS OF 52 ADDED 1 OR MORE NEW MEMBERS	<u>GENDER DISTRIBUTION</u> MALE 1,064 (72.28%) FEMALE 408 (27.72%) Women Percentage Fiscal Year Goal: 27%
<u>DROPPED MEMBERS</u> DECEASED 4 CLUB CANCELLED 0 OTHER 70 TOTAL 74	CLICK HERE FOR CUMULATIVE MEMBERSHIP DATA	TOTAL FAMILY UNIT MEMBERS 316 FAMILY MEMBERS PAYING HALF DUES 161